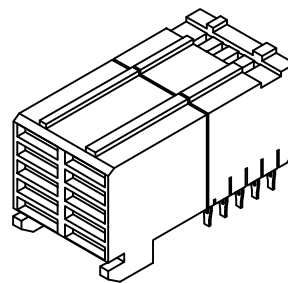
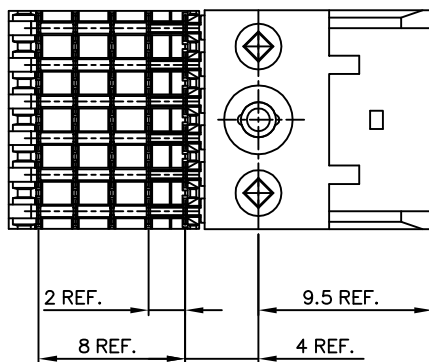
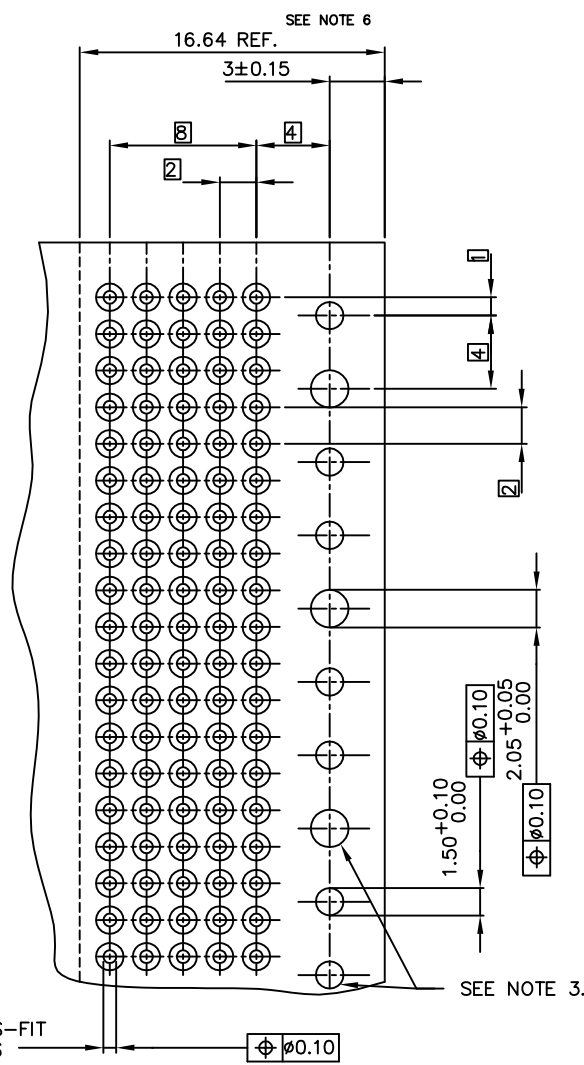
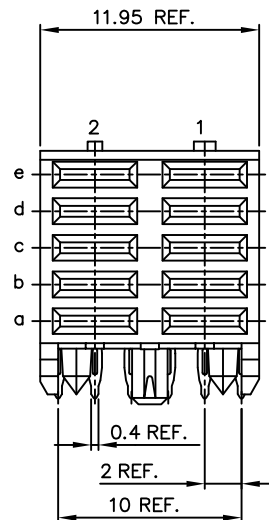
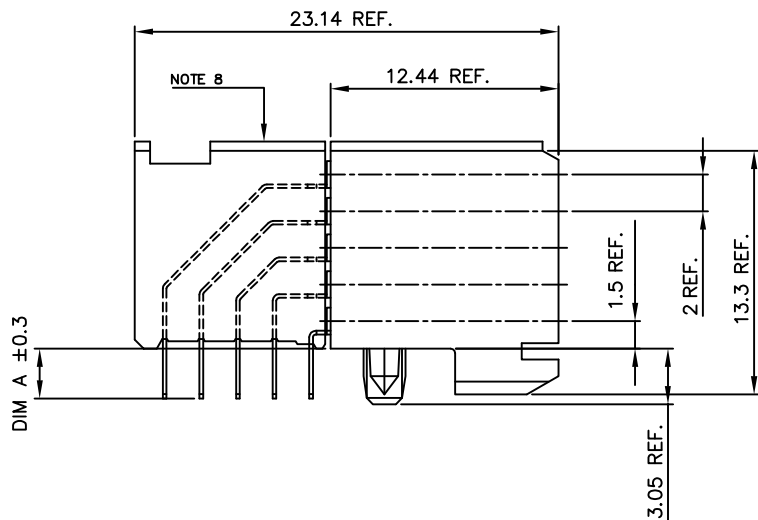


PC BOARD VERSIONS		
PRODUCT NR	PCB THICKNESS	DIM A
89096-X02	1.6	2.90
89096-X12	2.4	3.53
89096-X02LF	1.6	2.90
89096-X12LF	2.4	3.53

PRESS-FIT HOLES	
HOLE DIAMETER	
AFTER PLATING	0.65-0.80
DRILLED HOLE	0.81-0.86
COPPER PLATING	0.025 MIN.
SnPb PLATING	0.005-0.015



- NOTES:
- BODY MAT'L: LIQUID CRYSTAL POLYMER 30% GLASS FLAME RETARDANT ACC. UL 94-V0
 - TERMINAL MATERIAL: PHOSPHOR BRONZE.
 - INDICATED HOLES ARE UNPLATED.
 - PLATING OF COMPLIANT SECTIONS 0.5-1.5 μm SnPb 85-97 IF THE PART NUMBER WAS ADDED A SUFFIX "LF", SO THE PLATING OF COMPLIANT SECTIONS 0.5-1.5 μm PURE Sn.
 - PRODUCT MARKING: PART NUMBER & BATCH ID.
 - SET BACK FOR PRESS BLOCK
 - SEE TA-941 FOR -XY2 APPLICATION TOOLING
 - TOP SURFACE OF PRESS BLOCK MAY EXTEND UP TO 0.4MM HIGHER THAN HOUSING. THIS MAY AFFECT THE TAIL LENGTH BEFORE APPLICATION TO A BOARD.
 - THIS PRODUCT MEETS EUROPEAN UNION DIRECTIVES AND OTHER COUNTRY REGULATIONS AS DESCRIBED IN GS-22-008.
 - THE HOUSING WILL WITHSTAND EXPOSURE TO 260 DEGREE PEAK TEMPERATURE FOR 10 SECOND IN A WAVE SOLDER APPLICATION.

PLATING CONTACT AREA:	
DASH NR:	PERFORMANCE LEVEL
-1YY	TELCORDIA CO
-2YY	CUSTOMER SPECIAL
-3YY	CUSTOMER SPECIAL
-9YY	TELCORDIA CO
-1YYLF	TELCORDIA CO
-2YYLF	CUSTOMER SPECIAL
-3YYLF	CUSTOMER SPECIAL
-9YYLF	TELCORDIA CO

mat'l. code		tolerances unless otherwise specified		CUSTOMER COPY		FCI ELECTRONICS	
ltr	ecn no	dr	date	linear	projection	title	www.falconconnect.com
H	0008-0171	TER	8/21/08			RA PF 12mm ASSEMBLY	
-	-	-	-	angles	ϕ	2/1/04	
C	H50662	RVI	951103			product family	METRAL (tm)
D	H60484	RVI	980731	dr	H v Woensel	931004	code
E	V00850	GNV	000512	engr	H v Woensel	931004	size
F	0604-0064	CLU	041201	chr	E Feijen	931004	scale
G	0607-0458	Cent	11/15/07	app	H v Woensel	931004	5:1
sheet	revision	H					
index	sheet	1					